

ATMOS S 61 Servant



With the latest technology,
exclusive design
and outstanding modularity.



ENT

ATMOS – Innovation out of tradition

New ENT products 2011

S. 4-9



System integration to perfection

ATMOS Scope, Diagnostic Cube and the endoscopy and LED light module for which the patent is pending:
Look forward to our latest innovations!



p. 04

ATMOS S 61 Servant

S. 10-29



The practically orientated resident doctor

No ENT workplace can survive without an ergonomically arranged treatment system. Sometimes it is underestimated on how important it is to have your devices arranged properly and how this can influence the working conditions.

p. 10



The design orientated resident doctor

When you enter the design orientated treatment room you will immediately feel the pleasant atmosphere.

p. 12



The outpatient department - dynamic & practical

The outpatient department in clinics gives you the perfect working area in order to determine the ENT status of your patients as quick as possible.

p. 14

The new endoscopy module also revolutionizes space requirements, even for the smallest working areas!

p. 16



The chief physician's consultation room – the exclusive unicum

The chief physician's room provides you with everything you need to conduct a perfect examination. Thanks to the latest methods, devices and an organized workplace you can offer your patients an exclusive treatment.

p. 18



The ward – organized and structured

In the clinic you have a perfectly organized workplace for the smooth workflow during the working day – from the diagnosis up to a mini operation.

p. 20

The right concept for everyone – even for you!

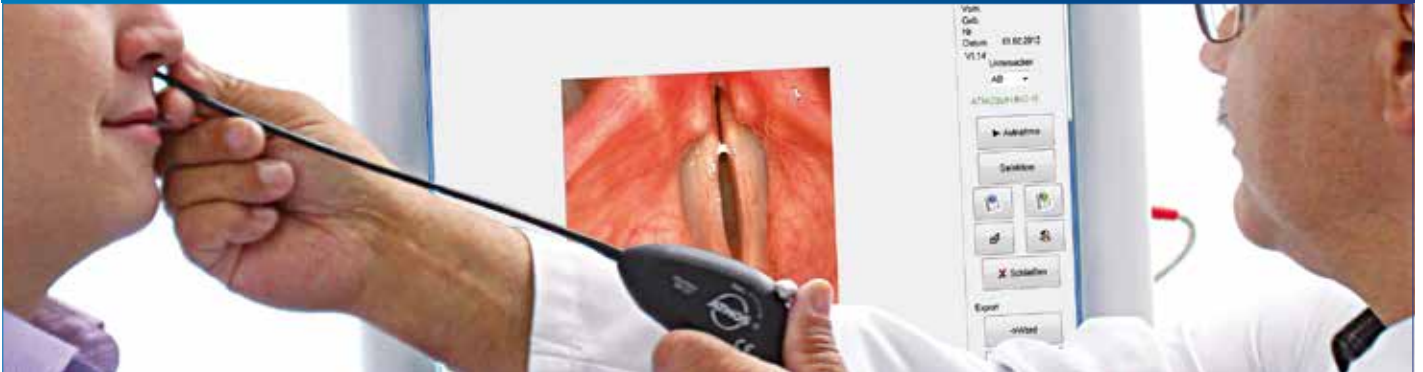
Prof. Dr. Maurer, Koblenz

"The concept of the various modular units from ATMOS is outstanding. I like the functional and appealing design. Due to the planning and realization of the ergonomics a perfect workflow can be achieved, therefore it is a pleasure to work with the ATMOS treatment system. It is rounded off with an individual and effective consultation concept."



Ergonomics meets integration

The revolution in flexible endoscopy and stroboscopy



ATMOS Scope is a revolutionary way of flexible endoscopy/stroboscopy based on the special new shape of the handle. The innovative ergonomic handle of the ATMOS Scope allows more comfortable holding and simplifies the application at the patient.

As an all-in-one-solution, the ATMOS Scope integrates the individual components LED light source, camera and microphone into the flexible endoscope.

The ATMOS Scope also fits perfectly together with the visualisation solutions on ATMOS ENT treatment units.

The integrated solution

Can be integrated into ATMOS ENT treatment units.



The Stationary Solution

Every available video monitor can easily be turned into a video diagnosis station with the ATMOS Scope.



The mobile solution

The ATMOS USB nasopharyngoscope in connection with for archiving patient information.



The special features:

Integrated microphone for stroboscopy

The microphone is integrated into the ATMOS Scope handle. It can be easily removed for cleaning and can be put back just as easily. Stroboscopy in connection with the ATMOS Strobo 21 LED

Homogeneous light

An integrated LED system provides bright and homogeneous light. Changing light bulbs and conductors is thus rendered unnecessary. Further information on the ATMOS LED technology can be found in our separate flyer.

Chip-on-the-tip-technology

ATMOS Scope is ATMOS MedizinTechnik's first flexible full-format endoscope with chip-on-the-tip-technology. The result: wide-angle images in very high quality.

Easy Handling

Thanks to optimised video pre-settings, camera setting and white balance are no longer required. The device automatically switches to the desired stroboscopy mode.

Keys for:

- Start-stop by video recording
- Saving single images is possible in connection with the ATMOS MedDoc software

All-in-one handle

In the handle, there are:

- an LED light source
- a microphone pre-amplifier and removable microphone
- camera electronics
- mechanics for controlling the angle

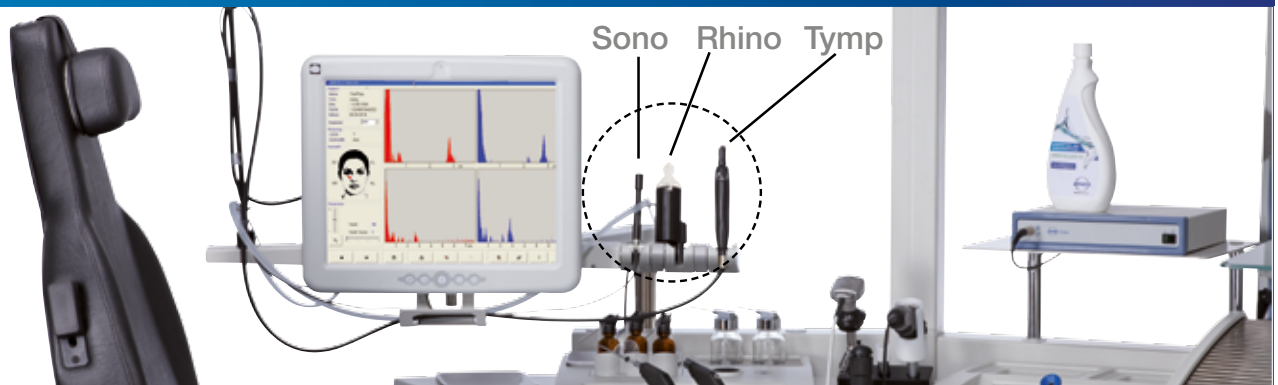
A trend-setting handle

The innovatively-shaped handle of the ATMOS Scope embodies an entirely new way of performing endoscopy/stroboscopy, allowing insertion of the probe without any problems and examination of ear, nose, pharynx and larynx without any signs of fatigue.



ENT diagnostic technology par excellence

The new, integrable ergonomics for the daily ENT diagnostics



Rhinomanometer, Tympanograph and A-Scan optionally in one cabinet. On request the software communicates with your database enabling data backups.

These diagnostic modules can also be connected to your practice software or to HIS.

This is modern diagnostic in today's medical field!

A demonstration of the workflow with the ATMOS Diagnostic Cube can be found:

www.atmosmed.de

- When the handle is removed from the iHandle the software is automatically activated.
- Easy handling due to the intuitively operated touchscreen.




The modules

ATMOS Diagnostic Cube

The core piece of the ATMOS diagnostic system with the interface to the computer, the power supply and the connections for the footswitch and iHandle.

The cube is supplied with the network-compatible diagnostic software, a patient management and all necessary drivers.




Module Sono 31

The A-Scan-module is used to perform quick maxillary and frontal sinus diagnostics at the ENT workstation.

Functions:

- Individual, sinus-specific acoustic gain parameters for maxillaris and frontalis
- Additional gain curves for cysts as well as an overall gain.




Module Rhino 31

The rhinomanometry module enables the anterior measurement optionally with the nose mask or nose olives.

Functions:

- Determination of pressure, volume flow and nose resistance
- CAR algorithm
- Comparative display of measurements for the provocation test



Module Tymp 31

The tympanometry module with integrated high frequency tympanometry and depending on the age parameter adjustment has an ergonomically shaped probe handle with an LED status indicator and shift key button for changeover.

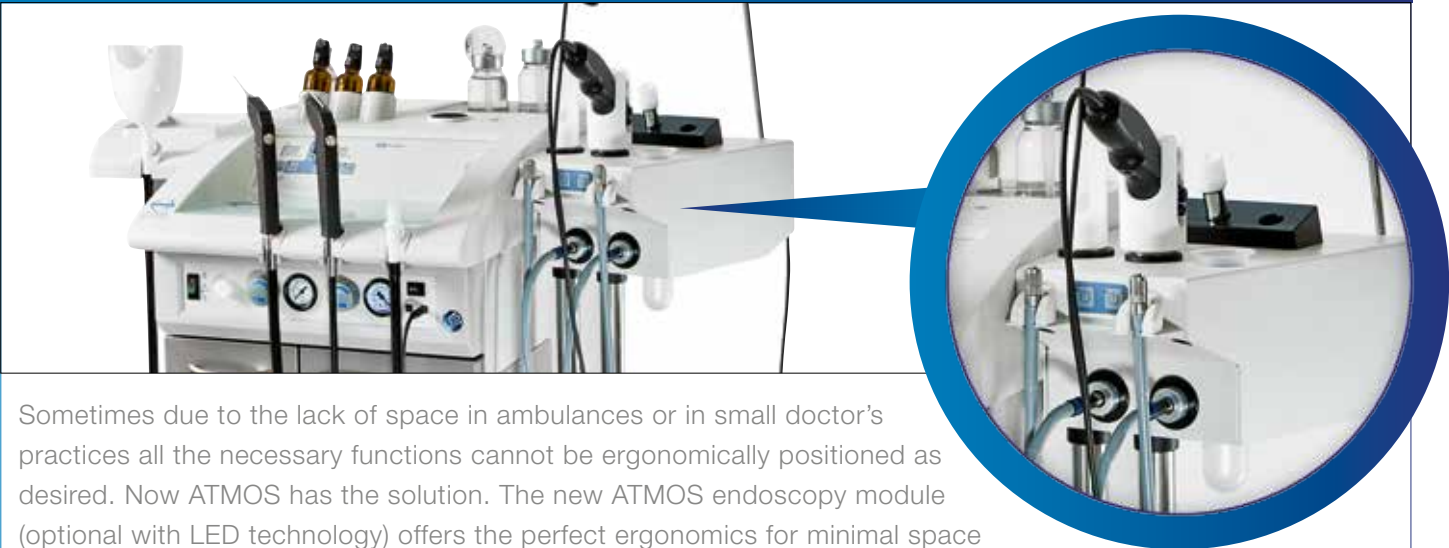
Functions:

- Multi-frequency tympanometry
- stapedius reflex measurement (ipsi-, optional contra- lateral)
- eustachian tube function test
- reflex-decay test as an option

Endoscopy / LED light module



High-power LEDs with daylight quality (5.500 K \pm 10 %)!



Sometimes due to the lack of space in ambulances or in small doctor's practices all the necessary functions cannot be ergonomically positioned as desired. Now ATMOS has the solution. The new ATMOS endoscopy module (optional with LED technology) offers the perfect ergonomics for minimal space requirements.

The ATMOS endoscopy module (optional with LED technology) can be attached to your available ENT treatment system ATMOS S 61 Servant and therefore extended at any time.

The excellent light quality and the compact design give you the possibility to fully equip even small practices and outpatient departments.

Further details on page 16!

Comparison of different light sources

Assess for yourself the comparison between the different light sources and the pleasant colour temperature:



Competitor 1

Competitor 2

ATMOS Light Cube

The special features:

Endoscope management

Clean and used endoscopes can be hygienically separated and stored.
Optionally the endoscope quivers are also available as a heated version in order to prevent fogging.

Extremely space saving

It even fits in the smallest outpatient department.

High-power LEDs

Daylight quality and an outstanding light intensity of 210 kLux (comparable to 250 W halogen) due to the specially developed optimized lighting system.
Patent pending!



Energy-efficient

More light intensity than 150 watt halogen
by only 9 watt electric power!

No more bulb exchange

due to the extremely long service life of the high-power LEDs (50.000 h).

Automatic switching of the light channels

The respective light source switches on automatically when the endoscope is removed from the support. Alternatively a manual operation via buttons is also possible.

Automatic switching of the headlight hook

The headlight is switched on automatically when you remove it from the hook (optionally available).

No disturbing fan noise

due to the passive cooling.

Flexible adapter system

Applicable on all common makes (ATMOS, Storz, Wolf, Olympus, Pentax, ACMI).




The practically orientated resident doctor



Dr. Kassuhn, Braunschweig

“What I can say about the ATMOS S 61 Servant?

- Good suction
- Good ear irrigation
- Good quality
- Sturdy and durable!”



This system can suit your budget, not the other way round!

▪ Modularity / Use of space

The amount of space in the ENT outpatient department is becoming increasingly limited. However, you do not want to limit your treatment possibilities. The modular concept of the ATMOS S 61 Servant guarantees the perfect use of space.

▪ Retrofitting

Due to the advanced modular system all modules can be upgraded at a later date by an ATMOS service technician.

▪ Integration with other makes is also possible.

Even if you possess devices from other manufacturers, you do not have to renounce the reliable ATMOS technology.

▪ Integrated diagnostics

Due to the integration of your examination treatment devices and automatic switching a significant time-saving can be achieved.

▪ Modern and functional design

Your patients should feel comfortable in your practice. An appealing design and a wide choice of colours create a pleasant surrounding.

▪ A high standard of hygiene

The concept of the treatment unit starts with hygiene:

- Clear separation between clean and contaminated area
 - Instrument management
 - Endoscope management with control of disinfection time
- are only some features.

The modules



ATMOS S 61 Servant ENT workstation

- Suction equipment
- Ear irrigation / thermal nystagmus stimulation
- Compressed air
- Light module / economy
- Instrument management



ATMOS S 61 Servant vision

- Light modules
- Headlights
- Endoscope management
- ENT camera
- LED Stroboscope
- MedDoc Archiving system



ATMOS S 61 Servant instruments XL

- Waste bin
- Deposit for used instrument
- Drawers
- Instrument management
- Extractable writing surface



Microscope

The integration of a high-quality examination microscope offers various advantages:

- Sturdy vibration-free suspension
- Irrespective on the type of room also suitable for relocation within the practice/clinic.



ATMOS patient chairs

- Efficient workflow
- Optimal patient positioning
- Individual colour design

The design orientated resident doctor



Dr. Reich, Bonn

"The ATMOS ENT systems provide reliable technology at a top price/performance ratio. Due to the timeless and appealing design and with a huge variety of colours to choose from, the treatment systems can be ideally integrated into one's own practice-concept."



Combine functionality and design

▪ Modern and functional design

Your patients should feel comfortable in your practice. An appealing design and a wide choice of colours create a pleasant surrounding.

▪ Modularity / Use of space

The amount of space in the ENT outpatient department is becoming increasingly limited. However, you do not want to limit your treatment possibilities. The modular concept of the ATMOS S 61 Servant guarantees the perfect use of space.

▪ Retrofitting

Due to the advanced modular system all modules can be upgraded at a later date by an ATMOS service technician.

▪ Integrated diagnostics

Due to the integration of your examination treatment devices and automatic switching a significant time-saving can be achieved.

▪ Integration with other makes is also possible.

Even if you possess devices from other manufacturers, you do not have to renounce the reliable ATMOS technology.

▪ A high standard of hygiene

The concept of the treatment unit starts with hygiene:

- Clear separation between clean and contaminated area
 - Instrument management
 - Endoscope management with control of disinfection time
- are only some features.

The modules



ATMOS S 61 Servant ENT workstation

- Suction equipment
- Ear irrigation / thermal nystagmus stimulation
- Compressed air
- Light module / economy
- Instrument management



ATMOS S 61 Servant vision

- Light modules
- Headlights
- Endoscope management
- ENT camera
- LED Stroboscope
- MedDoc Archiving system



Base Cabinet C 21 / C 31

- Waste bin
- Deposit for used instrument
- Drawers
- Instrument management
- Extractable writing surface



Microscope

The integration of a high-quality examination microscope offers various advantages:

- Sturdy vibration-free suspension
- Irrespective on the type of room also suitable for relocation within the practice/clinic.



ATMOS patient chairs

- Efficient workflow
- Optimal patient positioning
- Individual colour design

Outpatient department – dynamic & practical



Prof. Dr. Maurer, Koblenz

“The large depositing surface and the functionally positioned devices enable an optimum workflow. In regard to reliability and service over the years we have had extremely positive experience with ATMOS.”



The approved solution

Create space for yourself and do not miss out on the reliable technology!

▪ Modern and functional design

Your patients should feel comfortable in your practice. An appealing design and a wide choice of colours create a pleasant surrounding.

▪ Several storage possibilities

Due to the intelligent instrument management you have plenty of storage space.

▪ Modularity / Use of space

The amount of space in the ENT outpatient department is becoming increasingly limited. However, you do not want to limit your treatment possibilities. The modular concept of the ATMOS S 61 Servant guarantees the perfect use of space.

▪ Retrofitting

Due to the advanced modular system all modules can be upgraded at a later date by an ATMOS service technician.

▪ Integrated diagnostics

Due to the integration of your examination treatment devices and automatic switching a significant time-saving can be achieved.

▪ Integration with other makes is also possible.

Even if you possess devices from other manufacturers, you do not have to renounce the reliable ATMOS technology.

▪ A high standard of hygiene

The concept of the treatment unit starts with hygiene:

- Clear separation between clean and contaminated area
 - Instrument management
 - Endoscope management with control of disinfection time
- are only some features.

The modules



ATMOS S 61 Servant ENT workstation

- Suction equipment
- Ear irrigation / thermal nystagmus stimulation
- Compressed air
- Light module / economy
- Instrument management



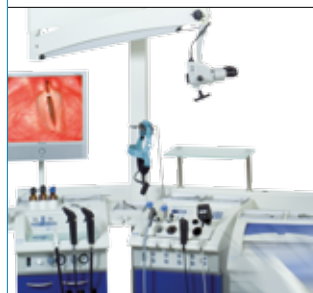
ATMOS S 61 Servant vision

- Light modules
- Headlights
- Endoscope management
- ENT camera
- LED Stroboscope
- MedDoc Archiving system



ATMOS S 61 Servant instruments XXL

- Waste bin
- Deposit for used instrument
- Drawers
- Instrument management
- Extractable writing surface



ATMOS S 61 Servant system

- Microscope
- Instrument deposit
- Monitor shelf
- Monitor arm



Microscope

The integration of a high-quality examination microscope offers various advantages:

- Sturdy vibration-free suspension
- Irrespective on the type of room also suitable for relocation within the practice/clinic.



ATMOS patient chairs

- Efficient workflow
- Optimal patient positioning
- Individual colour design

The new outpatient solution from ATMOS:



Due to the development of the new LED light module with new endoscopy management, the ATMOS S 61 Servant solves two problems:

1. Considerable higher light intensity (210 klux) compared to common halogen light sources.
2. Additional instrument management on less space – something which is very important for small outpatient departments in clinics.



Jenny Mai Doan,
Product Manager
ENT



Jörg Pahlke,
Business Unit Manager
System Integration
ENT/Gynae



Our patent pending novelty

Both large and small:

The outstanding LED technology from ATMOS will open your eyes!

Our latest challenge which we developed based on the conversations with you and your colleagues:
For limited space options the powerful light module "ATMOS S 61 Vision" has now been strongly compressed.

Further information on page 8!

The versions

The new endoscopy and LED light module



... with a standard instrument deposit



... with an XXL instrument deposit



Chief physician's consultation room – the exclusive unicum



Prof. Dr. Lang, University Clinic Essen

“ATMOS offers a wide range of colours therefore you can give your consultation room an individual design. One has plenty of storage space therefore everything is tidy and very organized. The reliable technology from ATMOS is also impressive. In a nutshell it is a pleasure to work with the treatment system.”



The concept for maximum demands

▪ Modern and functional design

Your patients should feel comfortable in your practice. An appealing design and a wide choice of colours create a pleasant surrounding.

▪ A wide range of colours

You have the choice between 200 RAL colours and with it the possibility to perfectly adapt your ENT workstation to the surroundings.

▪ Modularity / Use of space

The amount of space in the ENT outpatient department is becoming increasingly limited. However, you do not want to limit your treatment possibilities. The modular concept of the ATMOS S 61 Servant guarantees the perfect use of space.

▪ Retrofitting

Due to the advanced modular system all modules can be upgraded at a later date by an ATMOS service technician.

▪ Integrated diagnostics

Due to the integration of your examination treatment devices and automatic switching a significant time-saving can be achieved.

▪ Integration with other makes is also possible.

Even if you possess devices from other manufacturers, you do not have to renounce the reliable ATMOS technology.

▪ A high standard of hygiene

The concept of the treatment unit starts with hygiene:

- Clear separation between clean and contaminated area
 - Instrument management
 - Endoscope management with control of disinfection time
- are only some features.

The modules



ATMOS S 61 Servant ENT workstation

- Suction equipment
- Ear irrigation / thermal nystagmus stimulation
- Compressed air
- Light module / economy
- Instrument management



ATMOS S 61 Servant vision

- Light modules
- Headlights
- Endoscope management
- ENT camera
- LED Stroboscope
- MedDoc Archiving system



ATMOS S 61 Servant instruments XXL

- Waste bin
- Deposit for used instrument
- Drawers
- Instrument management
- Extractable writing surface



ATMOS S 61 Servant system

- Microscope
- Instrument deposit
- Monitor shelf
- Monitor arm

The ward - organized and structured



Michael Weis, Service Manager

„For many years, ATMOS has been a strong and solid partner for a lot of ENT clinics worldwide. Our service team is always anxious for keeping several 100 ENT workstations in good working condition in order to avoid downtime.“



We meet your requirements!

▪ Modern and functional design

Your patients should feel comfortable in your practice. An appealing design and a wide choice of colours create a pleasant surrounding.

▪ Many storage possibilities

The intelligent storage system offers many storage possibilities.

▪ Modularity / Use of space

The amount of space in the ENT outpatient department is becoming increasingly limited. However, you do not want to limit your treatment possibilities. The modular concept of the ATMOS S 61 Servant guarantees the perfect use of space.

▪ Retrofitting

Due to the advanced modular system all modules can be upgraded at a later date by an ATMOS service technician.

▪ Integrated diagnostics

Due to the integration of your examination treatment devices and automatic switching a significant time-saving can be achieved.

▪ Integration with other makes is also possible.

Even if you possess devices from other manufacturers, you do not have to renounce the reliable ATMOS technology.

▪ A high standard of hygiene

The concept of the treatment unit starts with hygiene:

- Clear separation between clean and contaminated area
 - Instrument management
 - Endoscope management with control of disinfection time
- are only some features.

The modules



ATMOS S 61 Servant ENT workstation

- Suction equipment
- Ear irrigation / thermal nystagmus stimulation
- Compressed air
- Light module / economy
- Instrument management



ATMOS S 61 Servant vision

- Light modules
- Headlights
- Endoscope management
- ENT camera
- LED Stroboscope
- MedDoc Archiving system



ATMOS S 61 Servant instruments XXL

- Waste bin
- Deposit for used instrument
- Drawers
- Instrument management
- Extractable writing surface



Microscope

The integration of a high-quality examination microscope offers various advantages:

- Sturdy vibration-free suspension
- Irrespective on the type of room also suitable for relocation within the practice/clinic.



ATMOS patient chairs

- Efficient workflow
- Optimal patient positioning
- Individual colour design

An all-around protection for you & your patients

Hygiene all around the ENT workstation



Hygiene is a key issue which has been rapidly gaining in prominence over the past few years and is now more important than ever. The large number of patients treated on a daily basis, as well as the nature of a doctor's job per se, demand a strict and consistent hygiene regimen. The doctor's responsibility vis-avis his staff, his patients, and himself requires the use of highly efficient cleaning agents and disinfectants.

Do you require more detailed information regarding hygiene?

Order your free hygiene brochure at: 07653 / 689-370.

Cleaning and Disinfection Plan



Hygiene plans are an efficient tool for clear and concise visualization of cleaning and disinfection procedures and for providing a quick and easy overview of all tasks to be performed. Their special benefit consists not only in the clear schematic presentation of cleaning and disinfection measures – they also ensure that these measures are implemented in a consistent and systematic manner.

For this reason, our product range includes hygiene plans laminated in plastic film, which can be wiped with a moist cloth and written on with non-permanent markers. They have a clearly structured design, in which all the individual components of a specific unit are clearly visible at a glance, and applicable cleaning routines and intervals are specified.

Hygiene plans can be ordered as a complete package (two laminated plans and one pen) via our special service hotline (+49-(0)7653 / 689-222).

German
English

REF 534.2101.0
REF 534.2103.0

ATMOS Aqua clean water separation and decontamination system

and matching ATMOS Green & Clean WK decontaminant with anti-scaling agent

Three functions in one unit:

- separation from open water supply system
- decontamination of water for ear irrigation
- protection of pipeline systems against limescale deposits



ATMOS Green & Clean WK

ATMOS Aqua clean

is in compliance with DVGW guidelines

With irrigation and stimulation devices (Hygro-therm/Variotherm) connected directly to the public water supply system, the integrated “free fall distance” of ATMOS Aqua clean provides the legally required separation of treatment units from the public drinking water supply in terms of DVGW. In addition, the tubing system of the unit is protected against limescale and microbial contamination by ATMOS Green & Clean WK.



Tube without application of ATMOS Aqua clean



Tube with application of ATMOS Aqua clean

Surface disinfectant

Easy application: Just add ATMOS Green & Clean SK (750ml) to the water – ready!

The optimum solution for all these requirements:

- suitable for all surfaces of ATMOS medical devices
- for surfaces of ATMOS chairs and stools
- for other (alcohol-) sensitive surfaces
- VAH listed



Disinfectant and cleaning foam

ATMOS Green & Clean SK



Disinfectant and cleaning wipes

ATMOS Green & Clean MK

An adequate modality for disinfection and cleaning of sensitive surfaces must have a variety of specific properties:

in addition to an intensive cleaning effect, efficient disinfection is also of particular importance, while the material surfaces must not be damaged in the process. Furthermore, the disinfection procedure must be quick and easy to perform, as usually no allowances can be made for long exposure times. Also, the products should be listed by the VAH (German Association for Applied Hygiene), which ensures that they have been tested by the VAH and the disinfection procedure has been found to be adequately effective.

ATMOS Aqua Clean	For connection to ENT unit ATMOS S 61 Servant	REF 530.2120.0
ATMOS Aqua Clean	For connection to irrigation and stimulation devices	REF 502.1200.0
ATMOS Green & Clean SK	1 x 750 ml spray bottle with foam nozzle	REF 534.3130.0
	1x 5 l canister	REF 534.3150.0
ATMOS Green & Clean MK	1 dispenser bucket (70 wipes) +750 ml Green & Clean SK	REF 534.3120.0
	1 dispenser bucket + 490 wipes +750 ml Green & Clean	REF 534.3140.0

Expert opinions:

Prof. Dr. med. G. Frösner, Munich
 Prof. Dr. med. E. Marth, Graz
 Prof. Dr. med. R. Schubert, Frankfurt/Main
 Metasys Medizintechnik

The individual products

ATMOS S 61 Servant workstation



Autostart function

When the suction hose is removed from the docking station, the suction will be automatically activated. Integrated light sensors control majority of the basic functions of the ATMOS S 61 Servant saving you the time taken to activate/de-activate system functions.



DDS secretion canisters

Exchange of the secretion canister can be completed with ease thanks to the Direct-Docking-System (DDS). The suction system is integrated and housed to ensure the risk of bad odour release or contamination is removed.



Ear irrigation / thermal nystagmus stimulation

The ear irrigation (Hygrotherm module) resp. the caloric stimulation of the vestibular organ (Variotherm module) is performed quickly thanks to the automatic switching and the ear rinsing bowl with its own suction channel.



Nebulisation of medications (compressed air)

Single-handed adaptation of the sprayer bottles and the automatic switching enable a time-saving and hygienic use of medication sprayers.



Heating module for instrument tray

One instrument tray has a heating module for instrument pre-heating to body temperature. Your patients will appreciate this.



Mirror quick heating

At one key press mirror heating is available. This prevents fogging and guarantees a free view of the treatment area.



Light module economy

The ATMOS LED technology enables the use of high-performance LED headlight and LED light handle – without any light conducting cable.



Clipboard

The clipboard expands the storage space for instruments and is the perfect connection to further ATMOS S 61 Servant modules. The angled arrangement guarantees ergonomic working. The doctor remains in the centre of events.



Design is important!

Your patients should feel comfortable in your practice. An appealing design and a wide choice of colours create a pleasant surrounding.



Hidden technology

All functions of the treatment unit are readily accessible and enable an efficient workflow.



Diagnostic software

for analysing maintenance-relevant information

The individual products

ATMOS S 61 Servant vision



Innovative LED light handle

The innovative LED light handle ATMOS LS 21 LED features the high-performance whitelight LED with an almost unlimited service life. The light source is directly connected to the endoscopes, therefore expensive and fragile light conducting cables are no longer needed.



LED headlight

The innovative LED headlight ATMOS HL 21 LED can make your life easier; maximum illumination is provided by the white light LED, the headlight has a comfortable lightweight headband and the need for a fragile and expensive light cable is removed. The headlight can either be powered by the LED light source on the workstation or can be made fully mobile with the use of the rechargeable lithium-ionic battery pack.



High-performance halogen cold light

The integrated electronic soft start function guarantees maximum lamp service life and maximum light performance. An average lamp service life of 300h is therefore achieved.



Integrated ENT camera

The integratable camera module ATMOS Cam 21 / Cam 31 features

- Easy operation
- Single handed connection to endoscopes or a microscope
- Integrated image memory (Cam 31 only) with foot switch operation
- 2 Analogue Video Outlets
- DV camera option for high image quality and archiving to a PC



Automatic switching

It cannot be easier: When a light conducting cable or the LED light handle is taken out from the quiver, the illumination is switched on and the camera is automatically adapted to the relevant endoscope and light parameters.



Integrated stroboscope ATMOS Strobo 21 LED

Due to LED technology a stroboscopic examination performed with the treatment unit is as easy as the standard endoscopic larynx diagnostics. High-performance white-light LED and a sophisticated microphone electronics quickly provide a display of the mucosal wave.



Quiver for clean endoscopes

Clean endoscopes can be stored in a heated metal quiver, there they are to hand for examinations, if required, with connected light conducting cable. Sleeves are available for the protection of the endoscopes when inserted quickly.



Quiver for used endoscopes / disinfection time monitoring

In case used endoscopes are not directly brought to sterilisation, it is possible to store them in a plastic quiver, which, if requested, can be filled with disinfectant solution. Optionally available is an electronic stop watch function which can be activated at one key press, this shows the duration of disinfection by means of an LED indicator light.



Swab area

The endoscope management includes a swab area. Here disinfectant solution, water and anti-fogging agent can be wiped off from scopes prior to their use. The cotton strip is easy to exchange.



Placement area for bottles / instrument trays

For storage of medication bottles and higher objects. Optionally to be covered with an instrument tray.



Diagnostic software

For analysing maintenance-relevant information

The individual products

ATMOS S 61 Servant System



System frame

The ATMOS S 61 Servant system frame enables the perfect extension of your treatment unit with examination microscope, further placement areas for instruments, shelves and monitor supports.



Microscope

The integration of a high-quality examination microscope offers various advantages:

- Sturdy vibration-free suspension
- Irrespective on the type of room also suitable for relocation within the practice/clinic.



Automatic Switching

When moving the microscope into the treatment area close to the patient, the illumination of the examination field is automatically activated.



Camera Adaptor

The microscope can be fitted with a beam splitter so that connection can be made with the camera that is integrated into the ATMOS S61 vision module. The visualisation field of the microscope can then be displayed on the monitor, and then archived if required.



TFT monitor on console

Flat TFT monitor with medical approval.



Monitor arm professional

Due to the design of the professional monitor arm, the TFT screen can be easily positioned in front of the microscope column for demonstration or beside the patient during examination.



Instrument deposit

More space for instrument storage. The roller-shutter cover protects the instruments from dust and contamination. If requested, a lockable version is available.



Glass shelf

High-quality shelf with an appealing design.



Metal shelf

For integration of additional diagnostic devices, for example, ultrasound, tympanometer, OAE, in the work area.

The individual products

ATMOS S 61 Servant instruments



Efficient instrument management Less is more!

Efficient instrument management saves valuable time and enables you to meet strict hygienic requirements even in times of increased patient volumes.

- Clear separation between clean and dirty areas (waste bin, bowl for used instruments)
- Quick and easy exchange of the bowl for used instruments, even when filled with disinfectant solution (wet dropping)
- The systematic arrangement of large and small trays made of different materials (stainless steel, aluminium, melamine) ensures optimum instrument placement
- The closable roller-shutter cover protects the instruments
- Drawers for the storage of consumables rarely needed instruments, etc.

For protecting your high-quality instruments, the ATMOS S 61 instruments module can be equipped if needed with a central locking system to provide maximum protection for high quality instruments. A lockable roller shutter is also available

The radiofrequency surgical device ATMOS RS 221 ENT has the option of being integrated within space allocated for a standard drawer and the important control elements are displayed and the probe handles are ready for use. Radiofrequency surgery with bipolar electrodes are used for snoring treatment (Uvulopalatoplasty).

Safety takes priority

The ATMOS SE 6501 Smoke Evacuation System module can be integrated within the ATMOS S 61 Servant instruments so that it can be easily accessed when suction of potentially harmful smoke particles is required.



Roller Shutter Cover

The roller-shutter cover for the instrument deposit protects your instruments from dust and contamination. In order to protect your precious instruments from theft, the roller shutter cover has the option of being lockable.



Retractable writing surface

Sometimes you may wish to take notes at the ENT workplace, this is possible by the extendable, stainless steel writing surface which is integrated below the instrument deposit.



Mirror pre-heating

The heated mirror holder has space for approx. 70 mirrors (size K2 to K7). In order to prevent the mirrors from fogging the holder is pre-heated to body temperature (38°C).



Deposit for used instruments

Following treatment of your patient, used instruments will need to be removed from the working area and stored awaiting disinfection. The used instrument deposit is spacious and easily accessible.



Waste bin

The waste bin makes disposal simple and has a high capacity.



Radiofrequency surgery

The integration of the ATMOS RS 221 ENT in the ATMOS S 61 Servant therapy enables easy application of radiofrequency surgery in the ENT outpatient department.



Smoke evacuation

For removal of potentially harmful smoke particles from the treatment area, the ATMOS SE 6501 can be integrated into the ATMOS S 61 instruments module.

The individual products – visualization

ATMOS endoscopy-, LED light module



ATMOS Light Cube

- ATMOS Light Cube
light intensity min. 160 klux
- double LED light source
- automatic switching
- no fan
- system integration

The characteristics:

With the integration to your ATMOS S 61 you have the possibility to integrate two light channels with automatic switching and impressive light intensity. The endoscopy module offers optional expansion possibilities like:

- Endoscope heating
- Automatic headlight-hook
- Variable adapter system

Due to the sophisticated ventilation system the endoscopy module is passively cooled therefore there is no annoying (fan) noise.



Endoscopy module incl. unheated endoscope management

to prevent endoscopes from fogging



Endoscopy module incl. unheated endoscope management

for the safe storage of clean and used endoscopes



Headlight hook

For the storage of your headlight (incl. automatic function)



Microscope

The integration of a high-quality examination microscope offers various advantages:

- Sturdy vibration-free suspension
- Irrespective on the type of room
also suitable for relocation within
the practice/clinic.

The individual products – Chair range

ATMOS ENT Patient chairs / doctor's chairs



ATMOS Chair E 2

This examination chair offers maximum comfort for the patient and easy handling for you due to the electromotive, infinitely variable inclination adjustment and the seat which can be swivelled separately.



ATMOS Chair E 1

The electromotive, infinitely variable inclination adjustment and the new intuitive foot operation of the chair make it indispensable!



ATMOS Chair M 2

Electromotive height adjustment for optimal patient positioning from the normal examination position up to Trendelenburg position, this chair is suitable for every position!



ATMOS Chair 51 D

Suitable for the above patient chairs this chair offers not only perfect seating comfort and smooth running castors, the rotatable back rest can also be used as an elbow rest when you need a steady hand.

The characteristics:

- Efficient workflow
- Ergonomic seating and treatment comfort
- Optimal patient-doctor positioning
- Robust and solid technology
- Easy handling
- Individual colour design



ATMOS Chair 21 P

The economic patient chair with a functional design - manual infinitely variable and rotatable patient chair with fixation to the floor.



ATMOS Chair 31 P

Perfect price/performance ratio - this electrically adjustable and easy to arrest chair impresses by the ergonomic design.



ATMOS Chair 21 D

The appealing design of the above mentioned patient chairs is continued with this doctor's chair and offers you in addition to the uniform design optimum ergonomics for long working days!

ATMOS Sales & Service Team

Managing Director Sales

Ludwig-Kegel-Str. 12, 14-16, 18
79853 Lenzkirch



Maik Greiser
Tel. +49 7653 689 215
Mobil +49 160 96939134
E-Mail MGreiser@atmosmed.de

Area Sales Manager



Ralf Kühnemund
France, Italy, USA, North and South africa
Tel. +49 7653 689-311
Mobil +49 170 4529453
E-Mail RKuehнемund@atmosmed.de

Area Sales Manager



Simon Wegner
Southeast Europe, Benelux, Scandinavia, Turkey
Tel. +49 7653 689-331
Mobil +49 170 7927523
E-Mail SWegner@atmosmed.de

Area Sales Manager



Daniel Gebele
Great Britain, Spain, Portugal, Latin america, China
Tel. +49 7653 689-340
Mobil +49 151 13609360
E-Mail DGebele@atmosmed.de

Area Sales Manager



Martina Diamond
GUS, East Europe
Tel. +49 7653 689-330
Mobil +49 171 3092257
E-Mail MDiamond@atmosmed.de

Area Sales Manager



Philipp Rellermeier
Middel East, Central-Afrika, India
Tel. +49 7653 689-325
Mobil +49 171 3000336
E-Mail PRellermeier@atmosmed.de

Regional Sales Manager



Matthias Straub
Asien & Ozeanien
Tel. +60 (3) 6274 7400
E-Mail MStraub@atmosasia.com

Sales Support Manager



Julia Schumacher
Tel. +49 7653 689-327
Mobil +49 171 1411434
E-Mail JSchumacher@atmosmed.de

Sales Manager D.A.CH

Ludwig-Kegel-Str. 12, 14-16, 18
79853 Lenzkirch



Michael Schindler
Sales Manager D.A.CH
Tel. +49 7653 689 350
Mobil +49 151 11714220
E-Mail MSchindler@atmosmed.de

Business Unit Manager Vertrieb (AS)

Max-Nonne-Str. 45
22419 Hamburg/Germany



Bernd Schley
Sales
Tel. +49 7653 689-355
Mobil +49 171 5545745
E-Mail BSchley@atmosmed.de

Region North

Max-Nonne-Str. 45
22419 Hamburg/Germany
Tel: +49 40 5332 685-0



Rainer Holzern
Teamleader Sales North and East (SI)
Tel. +49 4231 936155
Mobil +49 171 7640648
E-Mail RHolzern@atmosmed.de



Jochen Kaufels
Sales representative Northeast (SI)
Nordstr. 28a
06862 Dessau-Roßlau
Tel. +49 34901 947 59 Fax -59
Mobil +49 160 96367338
E-Mail JKaufels@atmosmed.de

Service Region North



Jan Carmienke
Service North
E-Mail JCarmienke@agh-diagnostics.de



Ulrich Kraut
Service Northwest
Mobil +49 171 5569155
E-Mail UKraut@atmosmed.de



Matthias Wolf
Service Northeast
Mobil +49 171 2131078
E-Mail MWolf@atmosmed.de

Headquarters:

Ludwig-Kegel-Str. 12, 14-16, 18
79853 Lenzkirch



ATMOS Medizin Technik GmbH & Co. KG
Tel. +49 7653 689-222
E-Mail service@atmosmed.de

Region South

Ludwig-Kegel-Str. 12, 14-16, 18
79853 Lenzkirch



Roland Vöstel
Teamleader Sales South (SI)
Tel. +49 7653 689-310
Mobil +49 170 3319628
E-Mail RVöstel@atmosmed.de



Andreas Käfer
Sales representative Southwest (SI)
Schwaigernerstr. 2
75050 Gemmingen
Tel. +49 7267 914610 Fax -629
Mobil +49 175 2905410
E-Mail AKafer@atmosmed.de



Wolfgang Heiß
Sales representative Southeast (SI)
Zeisigweg 13
86420 Diedorf-Anhausen
Tel. +49 8238 958342 Fax -624
Mobil +49 171 3049490
E-Mail WHeiss@atmosmed.de



Friederike v. Ostermann
Sales representative South (AS)
Ludwig-Kegel-Str. 12, 14-16, 18
79853 Lenzkirch
Phone +49 7165 409051
Mobil +49 160 3621040
E-Mail FOstermann@atmosmed.de

Region Middle

Luisenstraße 21
53721 Siegburg



Georg Grünefeld
Teamleader Sales West (SI)
Tel. +49 2241 1279146
Mobil +49 171 3616181
E-Mail GGruenefeld@atmosmed.de



Sven Schlimgen
Sales representative West (AS)
Tel. +49 2241 1461253
Mobil +49 170 7632967
E-Mail SSchlimgen@atmosmed.de

Service Region Middle



Robert Bach
Service West
Mobil +49 175 1848940
E-Mail RBach@atmosmed.de

The ATMOS ENT newsletter – informative and helpful



Issue 1 – February 2011

ENT technology meets medicine

Dear Dr. Müller,



In the animal world we all know the symbiosis of animals, they complement and help one another. In the ENT world we look at it in the same way. Medicine cannot do without technology and vice versa, therefore we must all work together to achieve this.

Today I would like to present you with a case study regarding the subject "Outpatient RF-conchotomy of the inferior nasal concha" which you can order free of charge. In the future we will inform you regularly on what is happening in the ENT world and share this information with you via this media. We hope we are on the right track and we look forward to any kind of "feedback".

Best regards

A handwritten signature in black ink that reads "Jörg Pahlke".

- Jörg Pahlke -
Business Unit Manager ENT

Contents

> 21. Continuing medical education
stroboscopy course: larynx diagnostics

> Ambulant conchotomy

> ENT workplace "rethought"

> New ENT-diagnostic-devices

Stroboscopy course: Larynx diagnostics

The continuing medical education course regarding the subject "voice and swallowing" in Titisee-Neustadt is with over 20 years continuity one of the most traditional courses of its kind in the German-speaking area. In the course knowledge and skills regarding diagnostics and therapy for voice and swallowing difficulties are mediated.

Further information at:

www.stimmeundschlucken.de

Register today at:
www.atmosmed.de

Doctors and patients worldwide rely on ATMOS.



Contact:

ATMOS MedizinTechnik GmbH & Co. KG

Ludwig-Kegel-Str. 16

79853 Lenzkirch / Germany

Tel: +49 7653 689-374

Further information: www.atmosmed.com